

# FOOTBALL ASSOCIATION OF MALAYSIA


## STATEMENT OF FINANCIAL POSITION AS AT 31 DECEMBER 2017

	<u>Note</u>	<u>2017</u> RM	<u>2016</u> RM
<b>NON CURRENT ASSETS</b>			
Property, plant and equipment	4	9,800,137	9,957,361
Portfolio investments	5	-	2,000,000
Total non current assets		<u>9,800,137</u>	<u>11,957,361</u>
<b>CURRENT ASSETS</b>			
Amount due from Affiliates	6	464,341	741,917
Receivables	7	23,111,676	18,165,374
Fixed deposits with licensed banks	8	47,447,911	54,424,713
Cash and bank balances	9	2,305,552	1,604,521
Total current assets		<u>73,329,480</u>	<u>74,936,525</u>
<b>CURRENT LIABILITIES</b>			
Bank overdrafts	10	7,691,315	9,290,675
Amount due to Affiliates	11	2,078,556	1,683,771
Payables and other liabilities	12	24,355,613	26,170,840
Total current liabilities		<u>34,125,484</u>	<u>37,145,286</u>
Net current assets		<u>39,203,996</u>	<u>37,791,239</u>
Total assets		<u>49,004,133</u>	<u>49,748,600</u>


**FOOTBALL ASSOCIATION OF MALAYSIA**

**STATEMENT OF FINANCIAL POSITION  
AS AT 31 DECEMBER 2017 (CONT'D)**

	<u>Note</u>	<u>2017</u> RM	<u>2016</u> RM
<b>FINANCED BY:-</b>			
Accumulated funds	13	2,445,138	2,878,407
Welfare fund	22	4,227,131	4,279,679
Development fund	23	32,454,395	32,454,395
Trust fund	24	9,458,670	9,717,320
Charity fund	25	<u>418,799</u>	<u>418,799</u>
		<u>49,004,133</u>	<u>49,748,600</u>



Y.BHG DATUK WIRA MOHD YUSOFF  
BIN MAHADI  
P.J.K, D.P.D.M., D.C.S.M.  
Deputy President



Y.BHG. DATO' HJ ISMAIL BIN KARIM  
D.P.M.J., D.M.I.J., P.I.S.  
Treasurer

Kuala Lumpur  
09 APR 2018

**FOOTBALL ASSOCIATION OF MALAYSIA**

**INCOME AND EXPENDITURE STATEMENT  
FOR THE YEAR ENDED 31 DECEMBER 2017**

	<u>Note</u>	<u>2017</u> RM	<u>2016</u> RM
<b>REVENUE</b>			
International tournaments	14	214,061	144,559
Friendly matches		42,392	135,676
Share of income		7,340,000	16,571,200
Sponsorship and subsidies	15	18,181,681	10,227,941
Interest received		3,054,874	1,640,085
Rental income		82,100	207,905
Fines		271,750	262,000
Sundry income	16	1,627,288	797,897
Debit Card Commission		4,457,206	3,834,012
Sanction fee		47,170	666,038
Merchandise		12,694	46,881
Gain on disposal of property, plant and equipment		53,422	4,156,247
FIFA FAP Grant			
- Operational cost support		1,610,655	1,774,232
- Women's football support		-	17,819
- Course reimbursement		5,396	61,408
- Performance programme		5,800	103,046
- Win win programme		352,180	279,574
AFC FAP Grant		893,840	-
		2,867,871	2,236,079
<b>Transfers:-</b>			
- Welfare fund	22	52,548	42,500
- Trust fund	24	258,650	98,550
		311,198	141,050
		<u>38,563,707</u>	<u>41,067,570</u>

**FOOTBALL ASSOCIATION OF MALAYSIA**  
**INCOME AND EXPENDITURE STATEMENT**  
**FOR THE YEAR ENDED 31 DECEMBER 2017 (CONT'D)**

	<u>Note</u>	<u>2017</u> RM	<u>2016</u> RM
LESS : EXPENDITURE			
GRANTS AND SUBSIDIES			
M. League participant grant		1,400,000	1,550,000
Associate members		600,000	600,000
Travel subsidies		210,000	235,000
Prize money	18	680,000	865,000
Coaching development		12,500	30,000
Incentive (FAM/Pre Cup)		<u>515,000</u>	<u>365,000</u>
		<u>3,417,500</u>	<u>3,645,000</u>
SALARIES			
Technical	20	10,665,313	7,927,889
Administration	20	<u>6,069,979</u>	<u>6,453,700</u>
		<u>16,735,292</u>	<u>14,381,589</u>
ADMINISTRATION			
Audit fee			
- current year		48,000	45,000
- overprovision in prior year		(2,000)	-
FAM/AFC Tar challenge cup		-	4,369
Course and seminar		3,761	1,481
Depreciation of property, plant and equipment		738,974	971,980
Interest and commission fees		284,282	326,384
Stamp duty		1,602	40,541
FAM media day		-	96,470
FAM family day/Celebration/Staff night		(38,048)	82,055
RPGT		-	252,000
FIFA congress		-	48,267
Souvenir		(70,250)	247,250
Maintenance of equipment		169,810	188,082
Maintenance of motor vehicle		92,878	133,655
Maintenance of field		23,296	11,439

**FOOTBALL ASSOCIATION OF MALAYSIA**  
**INCOME AND EXPENDITURE STATEMENT**  
**FOR THE YEAR ENDED 31 DECEMBER 2017 (CONT'D)**

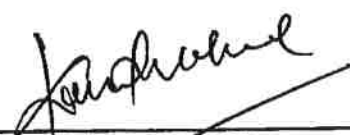
	<u>Note</u>	<u>2017</u> RM	<u>2016</u> RM
<b>ADMINISTRATION (CONT'D)</b>			
Maintenance of building		568,442	831,132
Meeting expenses		237,093	191,727
Miscellaneous expenses	19	76,774	126,928
Printing and stationery		269,459	176,124
Professional fees		767,357	281,375
Telephone and postages		50,931	60,902
Travelling, transport and accomodation		55,267	152,869
Donation		-	57,000
Subscription fees		6,003	3,820
FAM AFC women's football day		15,892	-
FAM AFC grassroot football day		9,179	-
GST penalty		23,507	-
		<u>3,332,209</u>	<u>4,330,850</u>
<b>MARKETING</b>			
Meeting expenses		400	6,397
Marketing expenses		100,693	450,965
		<u>101,093</u>	<u>457,362</u>
<b>TECHNICAL</b>			
Meeting expenses		3,760	13,066
Courses and seminar		414,846	97,162
Travelling		939	8,563
		<u>419,545</u>	<u>118,791</u>
<b>TEAMS</b>			
National team		2,740,444	5,120,734
Under - 22 team		2,695,076	2,427,570
Under - 19 team		827,265	-
Under - 17 team		399,732	1,322,275
Under - 15 team		-	198,275
		<u>6,662,517</u>	<u>9,068,854</u>

**FOOTBALL ASSOCIATION OF MALAYSIA**  
**INCOME AND EXPENDITURE STATEMENT**  
**FOR THE YEAR ENDED 31 DECEMBER 2017 (CONT'D)**

	<u>Note</u>	<u>2017</u> RM	<u>2016</u> RM
<b>COMPETITION</b>			
Meeting expenses		33,830	67,587
Courses and seminar		102,438	96,594
Domestic tournaments	21	1,420,588	1,093,009
International tournaments	14	364,256	286,947
Travelling		3,051	5,774
Club licensing		14,665	11,744
		<u>1,938,828</u>	<u>1,561,655</u>
<b>REFEREES</b>			
Meeting expenses		4,902	4,914
Courses and seminars		142,511	239,773
Organising and administrating		33,390	7,457
Match officials	17	1,405,369	1,557,558
		<u>1,586,172</u>	<u>1,809,702</u>
<b>MEDICAL</b>			
Meeting expenses		1,066	1,414
Maintenance of medical equipment		8,286	4,683
Travelling and admin expenses		1,800	1,550
		<u>11,152</u>	<u>7,647</u>
<b>WOMEN</b>			
Meeting expenses		10,678	17,027
National women's team		1,374,395	1,171,658
Under - 16 women team		37,012	235,846
National futsal women's team		928,478	119,605
Travelling and admin expenses		4,098	2,332
Grassroot program		142,221	196,759
FIFA programme		106,489	88,854
		<u>2,603,371</u>	<u>1,832,081</u>


**FOOTBALL ASSOCIATION OF MALAYSIA**  
**INCOME AND EXPENDITURE STATEMENT**  
**FOR THE YEAR ENDED 31 DECEMBER 2017 (CONT'D)**

	<u>Note</u>	<u>2017</u> RM	<u>2016</u> RM
<b>FUTSAL AND BEACH SOCCER</b>			
Meeting expense		5,479	2,468
National futsal men's team		1,342,800	664,154
National futsal under - 20 team		188,307	-
National beach soccer team		315,773	-
		<u>1,852,359</u>	<u>666,622</u>
<b>INPUT TAX NOT CLAIMABLE</b>		24,940	29,738
<b>FIFA PERFORMANCE PROGRAMME</b>		800	103,046
<b>Total operating expenses</b>		38,685,778	38,012,937
<b>Add: Expenditure incurred for</b>			
- Welfare fund	22	52,548	42,500
- Trust fund	24	258,650	98,550
		<u>38,996,976</u>	<u>38,153,987</u>
<b>(Deficit)/Surplus for the financial year</b>		(433,269)	2,913,583
<b>Accumulated funds brought forward</b>		<u>2,878,407</u>	<u>(35,176)</u>
<b>Accumulated funds carried forward</b>	13	<u>2,445,138</u>	<u>2,878,407</u>


---

**Y.BHG DATUK WIRA MOHD YUSOFF**  
**BIN MAHADI**  
**P.J.K, D.P.D.M., D.C.S.M.**  
**Deputy President**



---

**Y.BHG. DATO' HJ ISMAIL BIN KARIM**  
**D.P.M.J., D.M.I.J., P.I.S.**  
**Treasurer**


**FOOTBALL ASSOCIATION OF MALAYSIA**

**STATEMENT OF CASH FLOWS  
FOR THE YEAR ENDED 31 DECEMBER 2017**

	<u>2017</u>	<u>2016</u>
	RM	RM
<b>CASH FLOWS FROM OPERATING ACTIVITIES</b>		
Cash received from sponsors	18,181,681	10,227,941
Levies received	311,198	141,050
Other receipt	14,988,501	22,666,168
Cash paid to employees and others	(41,907,429)	(58,792,970)
Grants distributed (to)/from Affiliates	<u>(776,908)</u>	<u>334,928</u>
Net cash flows used in operating activities	<u>(9,202,957)</u>	<u>(25,422,883)</u>
<b>CASH FLOWS FROM FINANCING ACTIVITIES</b>		
Purchase of property, plant and equipment	(700,605)	(153,357)
Interest received	3,054,874	1,640,085
Proceeds from disposal of property, plant and equipment	172,277	8,400,000
Proceeds from disposal of portfolio investment	<u>2,000,000</u>	<u>-</u>
Net cash flows from financing activities	<u>4,526,546</u>	<u>9,886,728</u>
<b>CASH AND CASH EQUIVALENTS</b>		
Net changes	(4,676,411)	(15,536,155)
Brought forward	<u>46,738,559</u>	<u>62,274,714</u>
Carried forward	<u><u>42,062,148</u></u>	<u><u>46,738,559</u></u>
Cash and cash equivalents comprise the following :-		
Cash and bank balances	2,305,552	1,604,521
Fixed deposits with licensed banks	47,447,911	54,424,713
Bank overdrafts	<u>(7,691,315)</u>	<u>(9,290,675)</u>
	<u><u>42,062,148</u></u>	<u><u>46,738,559</u></u>



Y. BHG DATUK WIRA MOHD YUSOFF  
BIN MAHADI  
P.J.K, D.P.D.M., D.C.S.M.  
Deputy President



Y. BHG. DATO' HJ ISMAIL BIN KARIM  
D.P.M.J., D.M.I.J., P.I.S.  
Treasurer